

ANALYSIS REPORT

Particulars of the Client	Description	Order number
EMEN MACIEJ NIEMCZYK ul. Luboszycka 36 45-215 Opole	Quantitative determination of CBDV, CBDVA, CBG, CBD, THCV, CBDA, CBGA, CBN, delta9-THC, delta8-THC, THCVA, CBC, THCA, CBCA in oil sample.	ZO 2020/08/000012

The analyses have been conducted by:
 Laboratorium Analiz Chemicznych Spark-Lab Sp. z o.o.
 Research and Development Dept.

Date of commencement of analyses	14.08.2020
Date of completion of the analyses	20.08.2020

Sample identification:

Sample signature	Sample designation	Sample collection method	Additional information	
2020/08/0013/001	10% CBD Amber Oil 06/2021	Sample collected and delivered by the client	Date of delivery:	07.08.2020
			Object of analysis:	brown oil
			Sample evaluation:	unreseededly

Results:

Sample signature	Subject of determination	Method identification*	The result of the analysis	Uncertainty	Unit
2020/08/0013/001	CBD	modified SL/2019/036, ed. 2 of 14.08.2020, NA	11,6	1,0	%
	CBDA		< 0,25	0,02	
	CBDV		0,21	0,05	
	CBDVA		< 0,005	0,002	
	CBG		0,085	0,020	
	CBGA		< 0,005	0,002	
	THCV		0,005	0,002	
	THCVA		not analysed		
	CBN		< 0,013	0,003	
	Δ 8-THC		< 0,005	0,002	
	Δ 9-THC		0,088	0,021	
	THCA		< 0,005	0,002	
	CBC		0,099	0,023	
	CBCA		< 0,005	0,002	
	Σ CBD		11,6	1,0	
	Σ THC		0,088	0,021	
Σ CBG	0,085	0,020			

* Determination method: A-accredited, NA-non-accredited, AS-by accredited subcontractor, NAS-not accredited by the subcontractor.

Supplements, method deviations:

- Matrix of analysed sample was different than sample matrix described in SL/2019/036 ed. 2 of 14.08.2020.
- Method SL/2019/036 ed. 2 of 14.08.2020 was expanded with extra analytes: CBC, CBCA.
- Determination of THCVA was not possible due to high CBD content.

ANALYSIS REPORT

Additional information:

Abbreviations and applied formulas for the calculation of the sum:

CBD – Cannabidiol

CBG – Cannabigerol

CBDV – Cannabidivarin

CBN – Cannabinol

Δ 8-THC – Delta-8-tetrahydrocannabinol

THCV – Tetrahydrocannabivarin

CBC – Cannabichromene

CBDA – Cannabidiolic acid

CBGA – Cannabigerolic acid

CBDVA – Cannabidivarinic acid

THCA – Tetrahydrocannabinolic acid

Δ 9-THC – Delta-9-tetrahydrocannabinol

THCVA – Tetrahydrocannabivarinic acid

CBCA – Cannabichromenic acid

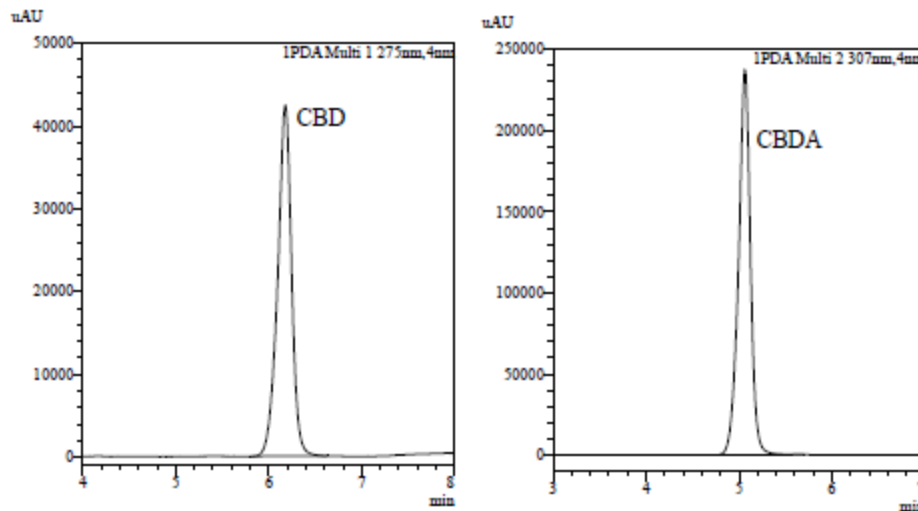
$$\Sigma\text{THC} = \% \text{THC} + (\% \text{THCA} \times 0,877)$$

$$\Sigma\text{CBD} = \% \text{CBD} + (\% \text{CBDA} \times 0,877)$$

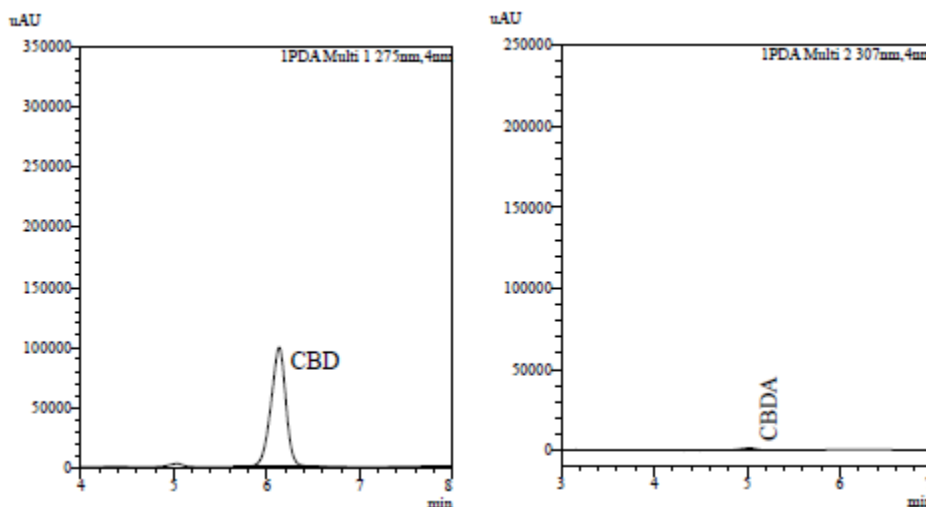
$$\Sigma\text{CBG} = \% \text{CBG} + (\% \text{CBGA} \times 0,878)$$

Chromatograms:

1. Chromatograms for CBD and CBDA standards (100 ppm, PDA detector)

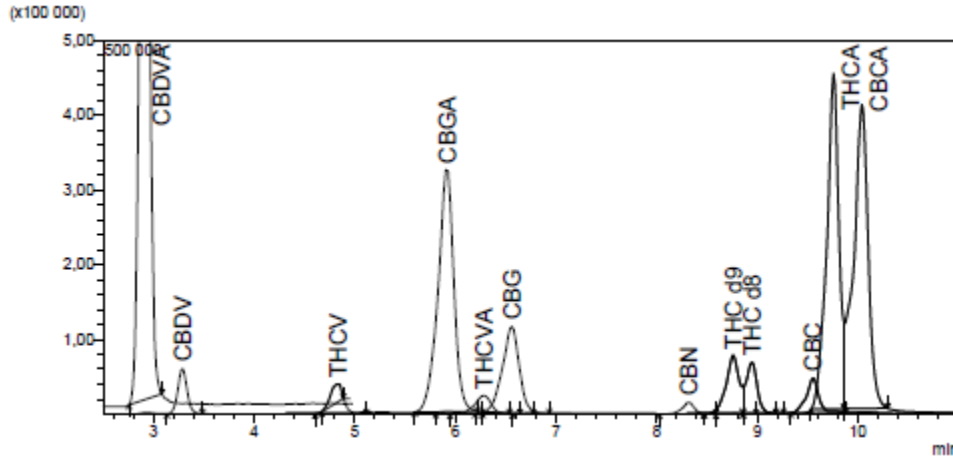


2. Chromatograms for CBD and CBDA in sample 2020/08/0013/001 (PDA detector)

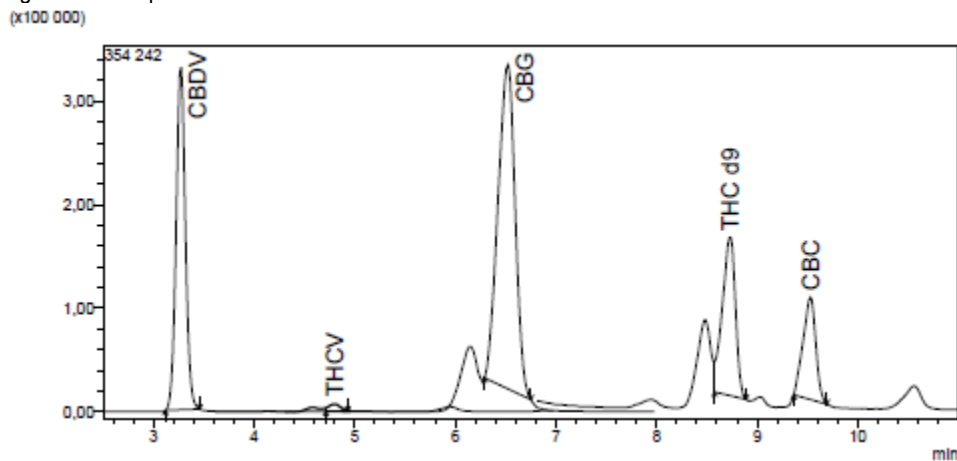


ANALYSIS REPORT

3. Chromatogram for CBDV, CBDVA, CBGA, THCVA, CBN, Δ9-THC, Δ8-THC, CBC, THCA, CBCA (1 ppm), CBG, THCV (0,8 ppm) standards (MS detector)



4. MS chromatogram for sample 2020/08/0013/001



**Approved of the results
and report**

END OF REPORT

The laboratory gives measurement uncertainty when it is relevant to the validity of the analyses result or for compliance with the specified limit values and at the Client's request. The report may not be published, in whole or in part, without the written consent of Laboratorium Analiz Chemicznych Spark-Lab Sp. z o.o. The report may not be reproduced or distributed, in part, without the prior written permission of the Laboratorium Analiz Chemicznych Spark-Lab Sp. z o.o. The obtained result applies only to the tested (collected and delivered by the client) samples. The laboratory is not responsible for the collection and transport of the sample if the sample has been collected and provided by the Client. The tests results do not include the sampling stage.